

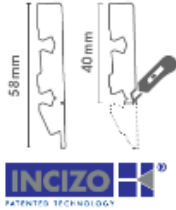

**Wallbase straight, 12x58mm**

TDS 22/07/2019

**Product description**

The Pergo® wallbase straight, 12x58 mm board provides a perfectly matching finish for your floor. It is neutral and fits into every interior. The plugs supplied help you to neatly connect the skirting boards, both along the wall and in an inner or outer corner.

The wallbase straight, 12x58 mm is equipped with the patented Incizo® technology, which makes it easy to cut it down from a board with a height of 58 mm to a board with a height of 40 mm.

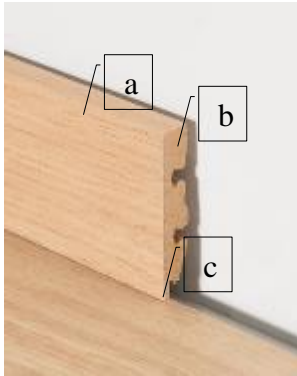
Order code	Type	Photo	Dimensions	Packaging-quantity
PGSK(-)	Wallbase straight 		240cm x 12 mm x 58mm	6 (Incl. 8 corner plugs and 8 straight plugs)

**Applications**

Wood is the primary component of your Pergo® floor. Because the humidity in a room can vary, e.g. between summer and winter, it is vital that the floor can live. The floor must be able to expand and contract along all sides. That is why an expansion joint should be provided around the floor with of 8 to 10 mm. To finish off this joint we offer a wide range of wallbases and profiles.

**Wallbase straight, 12x58mm**

TDS 22/07/2019

**Features**

- ✓ **With wear-resistant laminate shell (a)**  
The durable laminate makes Pergo® wallbase straight 12x58 mm resistant to scratching and wear.
- ✓ **High-quality MDF support (b)**
- ✓ **Protected against moisture (c)**  
The primary component of the Pergo® wallbase straight 12x58 mm is wood. The applied protective layer provides protection against damp so your wallbase remains in perfect condition.  
(Note: this does not make the wallbase waterproof, but it does offer some protection)
- ✓ **Pergo warranty**  
Pergo® wallbase straight 12x58 mm are very high quality. The warranty on your Pergo® floors is also valid for the Pergo® wallbases.
- ✓ **Matching accessories**  
The Pergo® wallbases straight 12x58 mm are available in a design and surface structure that matches your floor perfectly.



## Wallbase straight, 12x58mm

TDS 22/07/2019

### Instructions for use

#### 1. Wallbase straight 12x58 mm with Incizo® technology

The wallbase straight 12x58 mm is equipped with the patented Incizo® technology so you can also cut it down to a board of 40 mm high. Use a strong and sharp Stanley knife to do this. Cut along the notch provided in the front **and at the back**. After that, it is possible to break off the skirting board by hand.



#### 2. Easy installation with the help of dowels

To avoid the use of all kinds of “do-it-yourself” aids during the installation of your wallbase, Pergo® provides plugs with which the wallbases straight 12x58 mm can be easily and permanently kept together. This is to help prevent situations like the following:



⇒ You need items such as pegs or weights to keep the wallbase in place properly during installation; the wallbase does not fit nicely against the wall after installation, the outer corner is open after installation, ...

No situations like in the above pictures but beautifully connected wallbases, both along the wall and at inner and outer corners, thanks to the supplied plugs:

**Wallbase straight, 12x58mm**

TDS 22/07/2019



8 corner plugs en 8 straight plugs are included in each pack of 6 wallbases straight 12x58 mm. These plugs are assembled in 2 squares. You can detach the plugs from the squares (by hand or with a Stanley knife) before use.

The plugs are also available separately.  
Order code: NEPLUG



Connection of 2 wallbases  
along the wall



Outer corner



Inner corner

Please note that if you cut the wallbase straight 12x58 mm down to a 40 mm board, you can only use the top plug. However, this does not impact on the end result.

### 3. Installation against the wall

The Pergo® wallbase straight 12x58 mm can be installed in 2 different ways:

#### ✓ Using the Pergo® Multiglue

This multi-functional glue was specially designed for the installation of Pergo® accessories.

Order code: PGGLUE290



**Wallbase straight, 12x58mm**

TDS 22/07/2019

✓ **Using the Pergo® Clips**

This revolutionary clip system for the glueless and screwless fastening of the wallbase straight 12x58 mm provides an unprecedented simplicity of working, a time gain of up to 50% and can be disassembled.

Order code: PGCLIPSKME7080 (for 7-8 mm floors) or PGCLIPSKME95 (for 9-9.5 mm floors).

Content: 50 clips per PC.

**Refer to the technical data sheet of the clips for further installation tips.**

**ATTENTION:**

- The clips cannot be used in combination with 12 mm floors.
- They can also only be used if the wallbase straight 12x58 mm is installed at full height (58 mm), not as a board of 40 mm.
- When the wallbase straight 12x58 mm is being installed with clips, you do not have to use the connection dowels. The clips ensure that wallbases fit nicely along the wall and in inner or outer corners.
- Use the supplied plastic key to cut the mitred corners correctly.

